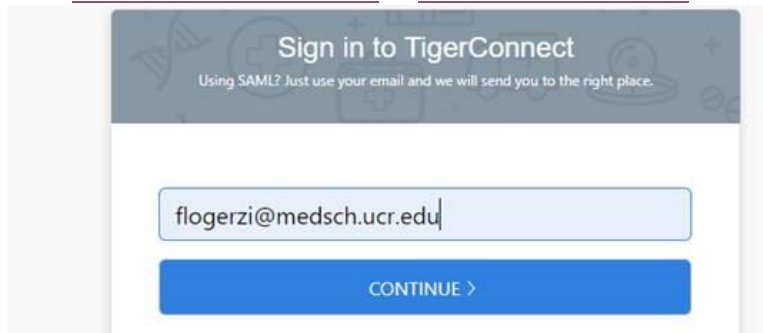


## Knowledge Base

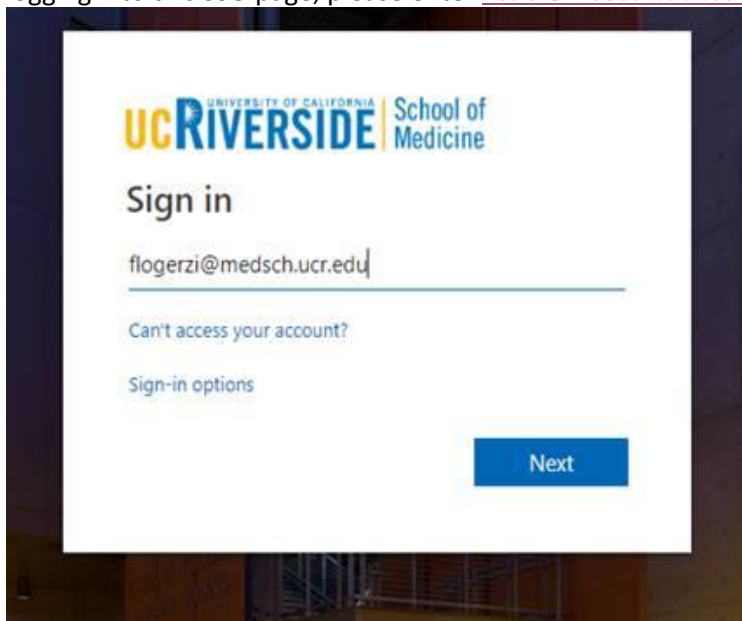
### How to Sign into TigerConnect

Below will outline the changes that will take place and as an end user what to expect. This process will be the same for desktop, web, and mobile versions of TigerConnect.

- The Login Page will look the same and you will continue to enter [first.last@medsch.ucr.edu](mailto:first.last@medsch.ucr.edu) or [netid@medsch.ucr.edu](mailto:netid@medsch.ucr.edu)

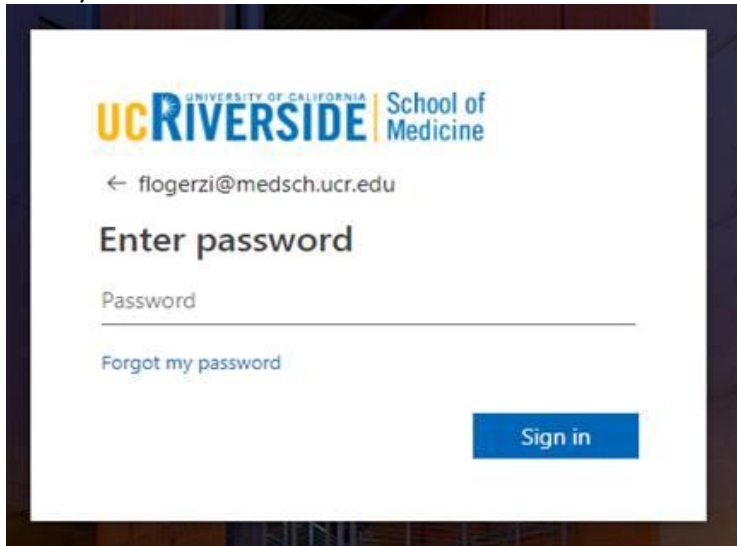


- Once you hit continue you will be redirected to the Medschool Single sign-on page. If this is your first-time logging into this SSO page, please enter [netid@medsch.ucr.edu](mailto:netid@medsch.ucr.edu) and click next



## Knowledge Base

- Enter your current Medsch Password



- Once Completed you will be redirected to your TigerConnect Application. **Please note**, mobile users will look slightly different but will still have the same login method. It will be just a simple page including the School of Medicine Logo.